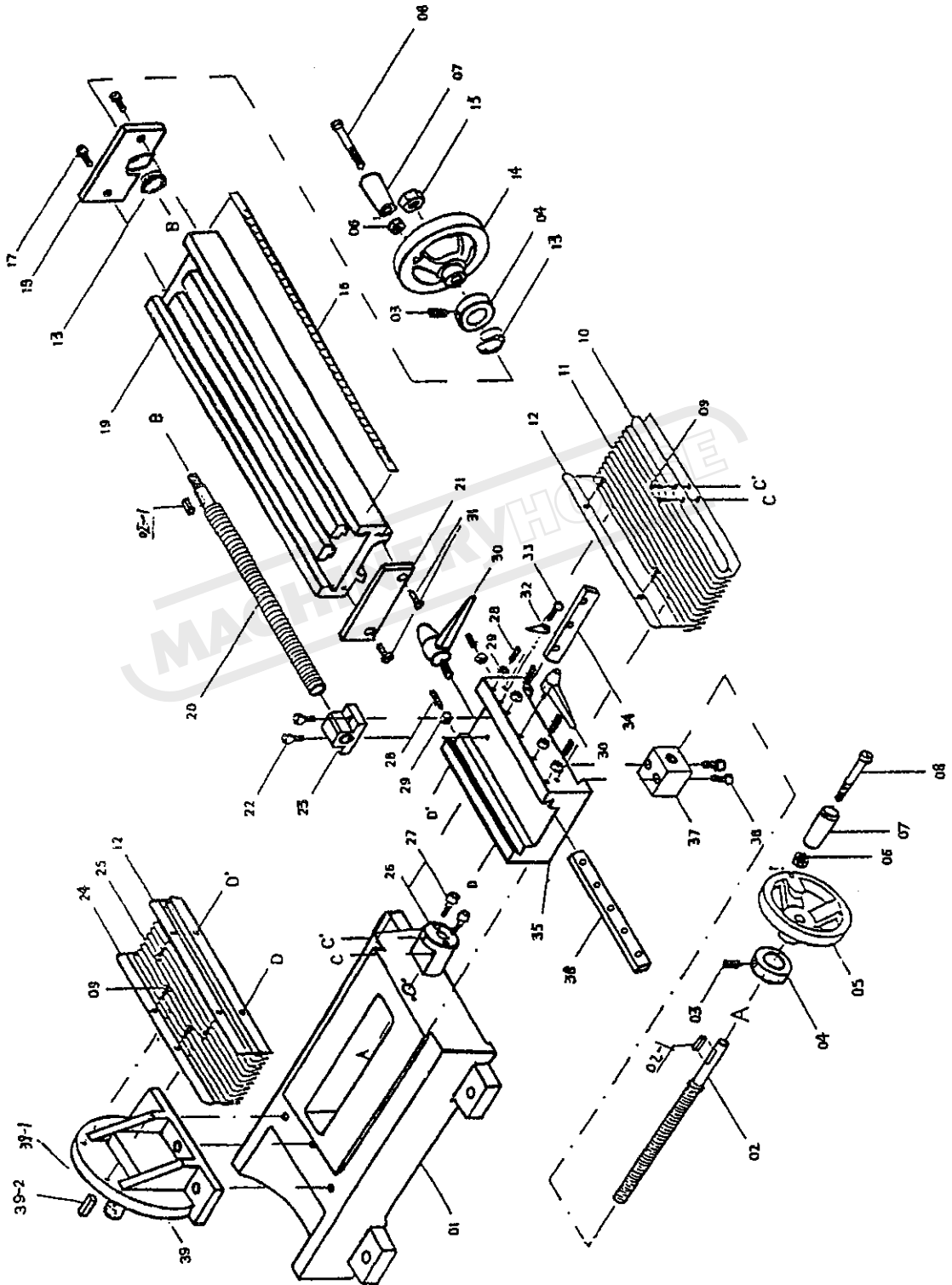
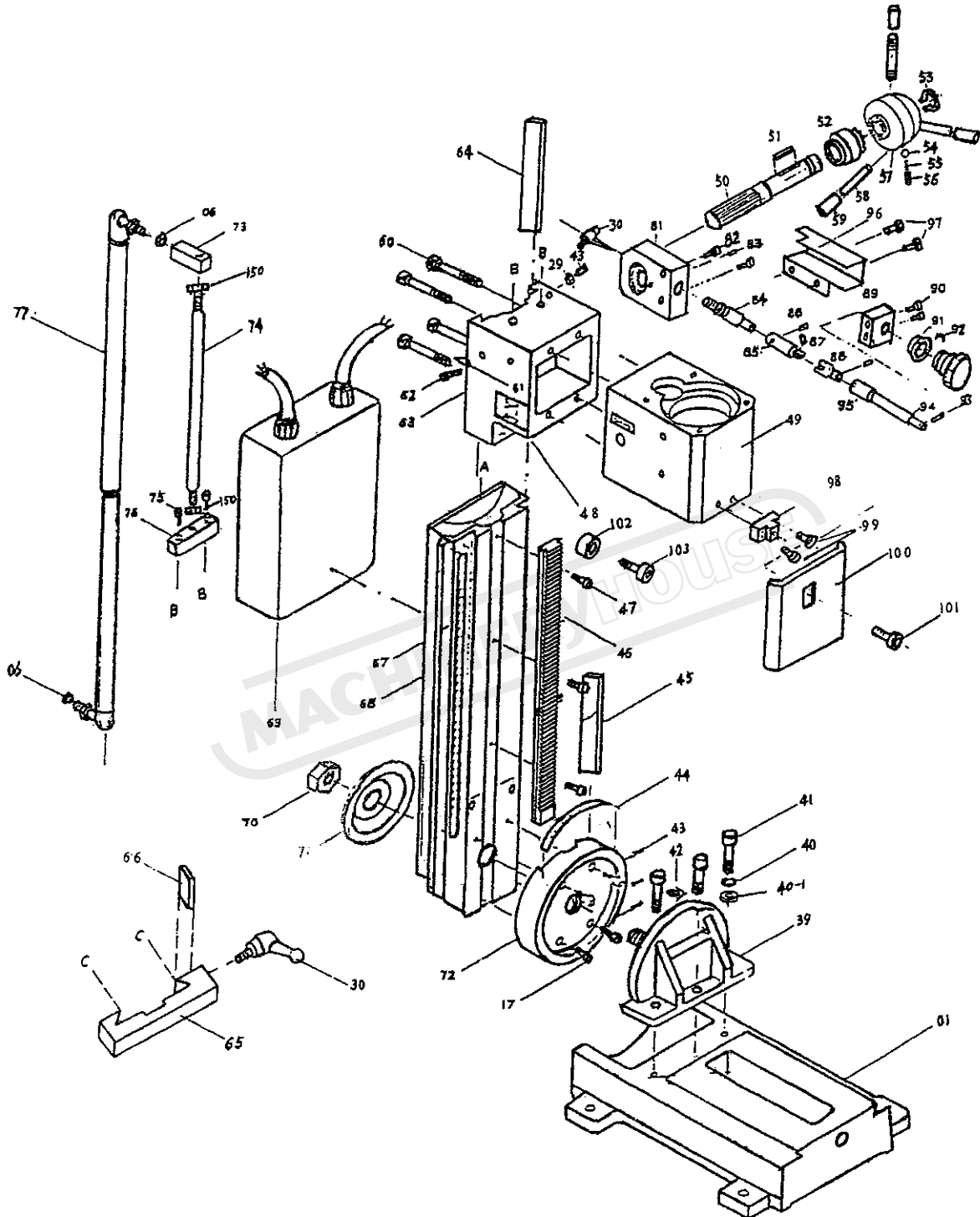


4-2 Assembly and Parts

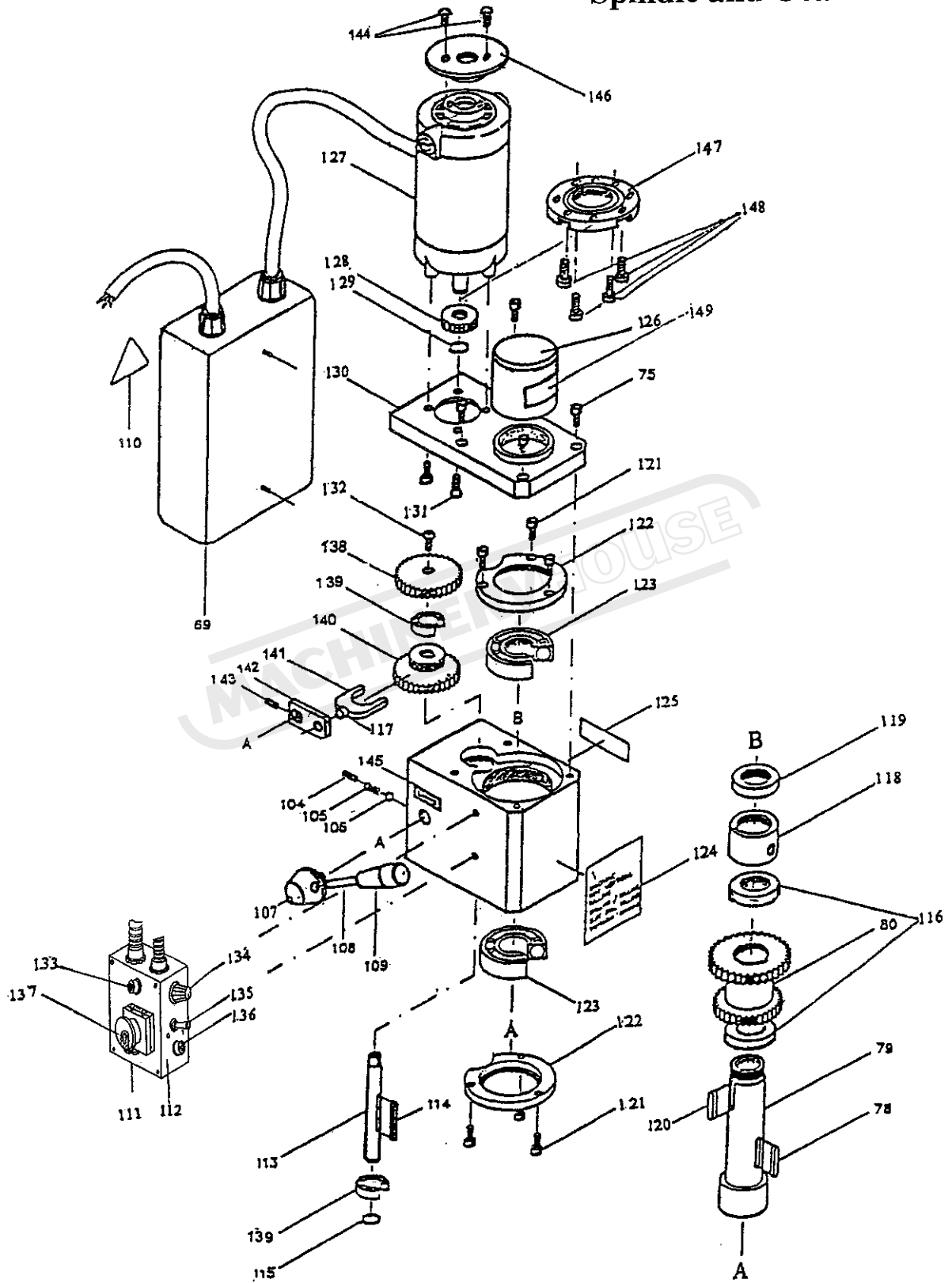
Longitudinal (Y) Axis
Cross (X) Axis



Vertical(Z)Axis



Spindle and Gear box



□ Parts List

Item No	Part Name	Q'ty	Item No	Part Name	Q'ty
1	Base	1	38	Cap screw M6 × 25	2
2	X-axis feeding screw	1	39	Fuselage seat	1
2-1	Key 4 × 16	2	39-1	Shaft	1
3	Spring	2	39-2	Key 8 × 12	1
4	Graduated collar	2	40-1	Washer 10	3
5	Hand wheel	1	41	Cap screw M10 × 30	3
6	Nut M8	4	42	Guide finger	2
7	Knob	2	43	Set screw M6 × 22	7
8	Screw M8 × 55	2	44	Ruler	1
9	Cap screw M6 × 8	8	45	Wedge	1
10	Holding plate (1)	1	46	Gear rack	1
11	Dust guard cover	1	47	Cap screw M6 × 16	4
12	Holding plate (2)	2	48	Name plate	1
13	Ball bearing 8200	2	49	Spindle box	1
14	Hand wheel	1	50	Pinion	1
15	Nut M8	8	51	Key 4 × 25	1
16	Y-axis ruler	1	52	Bevel gear	1
17	Cap screw M6 × 16	6	53	Retaining ring 12	1
18	Y-axis bearing seat	1	54	Ball ∅ 5.0	1
19	Working table	1	55	Spring 0.8 × 0.8 × 10	1
20	Y-axis feeding screw	1	56	Screw M6 × 8	1
21	End cover	1	57	Handle stock	1
22	Cap screw M6 × 10	2	58	Operating lever	3
23	Y-axis screw nut	1	59	Lever cap	3
24	Holding plate (3)	1	60	Cap screw M8 × 25	4
25	Dust guard cover	1	61	Guide finger	1
26	Screw seat	1	62	Cap screw M6 × 25	1
27	Cap screw M6 × 16	2	63	Spindle box seat	1
28	Set screw M6 × 22	6	64	Wedge	1
29	Nut M6	13	65	Limit block	1
30	Handle	3	66	Wedge	1
31	Screw M6 × 10	2	67	Ruler	1
32	Guide finger	1	68	Fuselage	1
33	Screw M6 × 8	1	69	Electric box	1
34	X-axis wedge	1	70	Lock nut M24	1
35	Saddle	1	71	Big washer	1
36	Y-axis wedge	1	72	Connecting strut	1
37	X-axis screw nut	1	73	Connecting board	1

Item No	Part Name	Q'ty	Item No	Part Name	Q'ty
74	Pitman shaft	1	114	Double round head key 4 × 4 × 45	1
75	Cap screw M6 × 20	2	115	Internal ring ∅ 12	1
76	Connecting block	1	116	Spacing ring	2
77	Cushioning cylinder	1	117	Small shaft	1
78	Key 5 × 5 × 40	1	118	Spacing ring	1
79	Spindle	1	119	Spindle nut	1
80	Transmission gear	1	120	Double round head key 5 × 5 × 30	1
81	Support block	1	121	Cap screw M5 × 8	6
82	Screw M5 × 20	2	122	Bearing cover	2
83	Pin 4 × 15	1	123	Ball bearing 80206	2
84	Worm	1	124	Name plate	1
85	Sleeve	1	125	Fine feeding label	1
86	Pin 3 × 12	1	126	Protecting cover	1
87	Pin 3 × 12	2	127	Motor	1
88	Adjustable union	1	128	Motor gear	1
89	Bracket	1	129	Intering ring 9.0	1
90	Screw M5 × 25	1	130	Motor seat	1
91	Dial	1	131	Flat screw M6 × 12	1
92	Spring steel 1.0	1	132	Round screw M5 × 8	1
93	Small hand wheel	1	133	Lamp	1
94	Screw M4 × 14	1	134	Speed control knob	1
95	Small shaft	1	135	Switch	1
96	Cover	1	136	Fuse box	1
97	Screw M4 × 6	2	137	Emergency stop switch	1
98	Support of dust cover	1	138	Gear	1
99	Screw M5 × 16	2	139	Ball bearing 80101	2
100	Dust guard	1	140	Transmission gear	1
101	Clamp bolt M6 × 12	1	141	Bar	1
102	Upper end washer	1	142	Linking board	1
103	Upper end screw M6 × 16	1	143	Set screw M5 × 8	1
104	Set screw M6 × 6	1	144	Self-tapping Screw ST 2.9 × 8	2
105	Spring 0.8 × 4.8 × 10	1	145	H/L label	1
106	Ball ∅ 5.0	1	146	Motor cover	1
107	Handle seat	1	147	Motor connecting flange	4
108	Double head bolt M8 × 70	1	148	Screw M6 × 10	1
109	Knob	1	149	Warning label	1
110	Warning label	1		PC board	1
111	Controller	1		Potentiometer	1
112	Label on controller	1		Fuse	1
113	Shaft (1)	1	150	Nut M10	2